

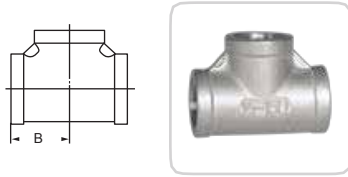
304L STAINLESS STEEL FITTINGS



90° ELBOW FIG NO.1



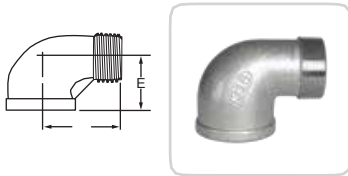
TEE FIG NO.2



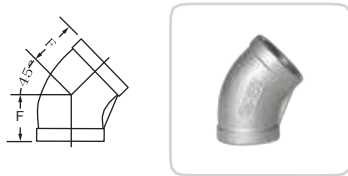
CROSS FIG NO.3



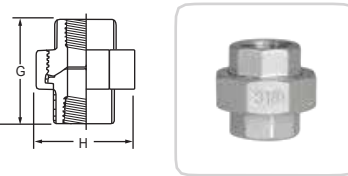
90° STREET ELBOW FIG NO.4



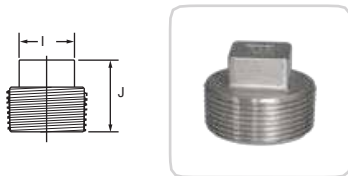
45° ELBOW FIG NO.5



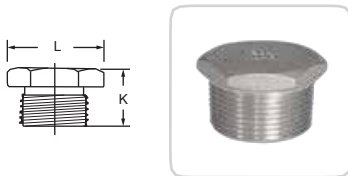
UNION FIG NO.6



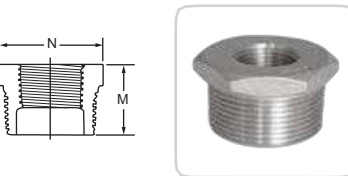
SQUARE PLUG FIG NO.7



HEXAGON PLUG FIG NO.8



HEXAGON BUSHING NO.9



- Stainless castings conform to ASTM A351
- NPT threads conform to ASME B1.20.1
- Fittings meet applicable chemical & physical properties
- Stainless Steel Investment Castings conform to MSS SP-114
- Made of stainless steel 304 for strength

SIZE	1 A	2 B	3 C	4 D	4 E	5 F	6 G	6 H	7 I	7 J	8 L	8 K	9 M	9 N	8 9 SW
1/8"	0.81	0.80	0.80	1.06	0.80	1.20	1.22	1.12	0.27	0.64	0.54	0.67			SIX
1/4"	0.80	0.80	0.80	1.18	0.80	1.25	1.24	1.13	0.35	0.75	0.65	0.71	0.70	0.66	SIX
3/8"	0.93	0.93	0.93	1.45	0.92	1.48	1.37	1.32	0.47	0.82	0.81	0.74	0.74	0.81	SIX
1/2"	1.12	1.12	1.11	1.63	1.11	1.56	1.56	1.52	0.55	0.99	1.02	0.87	0.85	1.01	SIX
3/4"	1.31	1.30	1.30	1.87	1.31	1.85	1.68	1.85	0.67	1.10	1.20	0.98	0.97	1.20	SIX
1"	1.48	1.49	1.48	2.12	1.50	2.06	1.91	2.27	0.75	1.22	1.48	1.06	1.15	1.48	SIX
1 1/4"	1.77	1.75	1.75	2.50	1.75	2.41	2.12	2.63	0.91	1.37	1.79	1.18	1.18	1.79	SIX
1 1/2"	1.92	1.92	1.93	2.53	1.93	2.60	2.31	2.99	1.02	1.41	2.05	1.25	1.26	2.06	SIX
2"	2.22	2.24	2.26	3.05	2.25	3.03	2.49	3.53	1.26	1.61	2.46	1.41	1.42	2.45	SIX
2 1/2"	2.65	2.66	2.65	3.86	2.44	3.55	2.78	4.23	1.61	1.88	3.12	1.53	1.53	3.12	EIGHT
3"	3.06	3.05	3.06	4.28	3.07	4.01	3.11	4.80	1.80	2.10	3.63	1.73	1.82	3.62	EIGHT
4"	3.73	3.75	3.74	4.93	3.89	4.82	3.61	5.96	2.28	2.43	4.61	1.99	2.07	4.65	EIGHT

* Due to the continuous development of our products, design or construction may change without prior notice.