



UNIQUE VALVES & FITTINGS

# INDUSTRIAL PRODUCTS

2014

QUICK REFERENCE GUIDE



PLEASE VISIT OUR ONLINE STORE @  
[SHOP.CHEMOILPRODUCTS.COM](http://SHOP.CHEMOILPRODUCTS.COM)

## CARBON FORGED FLANGES

CLASS: 150, 300 & 600  
MATERIAL:  
CARBON STEEL  
STANDARD:  
ATSM A 105 & ANSI B16.5  
SIZE: 1" - 8"



## BUTT WELD FITTINGS

AVAILABLE TYPE:  
ELBOW LR, TEE, CAP, REDUCER  
STANDARD:  
ASTM A-234, GR. WPB  
SCH. 40 & SCH. 80  
SIZE: 1" - 8"



## MALLEABLE FITTINGS

AVAILABLE TYPE:  
ELBOW, TEE, CROSS, CAP,  
BUSHING, PLUG & CONICAL JOINT  
CLASS 150 & 300 ONLY IN C.J.  
STANDARD:  
ASMEB16.3, B16.14 & B16.39  
SIZE: 1/8" - 6"



## FORGED FITTINGS CARBON STEEL

AVAILABLE TYPE:  
90° ELBOW, 45 ELBOW, TEE,  
REDUCING TEE, UNION, CROSS,  
COUPLING, HEX PLUG, CAP  
WORKING PRESSURE:  
2000, 3000 & 6000 LBS  
MATERIAL:  
A105 CARBON STEEL  
STANDARD:  
ASME B16.11 & MSS-SP-83  
SIZE: 1/8" TO 4"



## FORGED FITTINGS STAINLESS STEEL

AVAILABLE TYPE:  
ELBOW, TEE, COUPLING, UNION,  
HEX PLUG & HEX BUSHING  
WORKING PRESSURE:  
3,000 PSI  
MATERIAL:  
STAINLESS STEEL 316L  
STANDARD:  
ASTM A182 F & ASME B16.11  
SIZE: 1/8" to 4"



## PIPE NIPPLES CARBON STEEL

AVAILABLE TYPE:  
SCH40 WELDED, SCH80 SEAMLESS  
& XXH  
MATERIAL:  
A106 CARBON STEEL  
SIZE: 1/4" TO 4"  
LENGTH: 2 1/2" TO 12"



## PIPE NIPPLES STAINLESS STEEL

AVAILABLE TYPE:  
SCH 80 SEAMLESS  
MATERIAL:  
STAINLESS STEEL 316L  
STANDARD:  
ASME B16.11  
PIPE SIZE: 1/8" - 4"  
LENGTH: CLOSE TO 12"



## BULL PLUGS

AVAILABLE TYPE:  
STANDARD, X HEAVY & TAP  
MATERIAL:  
CARBON STEEL A105  
EG PLATED  
MSS-SP-95  
SIZE: 1/8" TO 8"



## SWAGE NIPPLES

AVAILABLE TYPE:  
STANDARD & X HEAVY  
MATERIAL:  
CARBON STEEL A105  
EG PLATED  
MSS-SP-95  
SIZE: 1/2" TO 8"



## B7 STUDS

STUD : ALLOY STEEL  
NUTS: CARBON STEEL  
ASTM A-193 GRADE B7 FOR STUDS  
ASTM A-194 GRADE 2H FOR NUTS  
SIZE: 1/2" TO 2 3/4" DIAMETER &  
LENGTH: 2 1/2" to 25"



## SPIRAL GASKETS

CG TYPE SPIRAL WOUND GASKET  
OUTER RING : CARBON STEEL  
HOOP: SS304  
FILLER: GRAPHITE  
CLASS 150, 300 & 600  
ASTM B16.20  
SIZE 1/2" TO 24"



**BALL VALVES**  
STAINLESS STEEL



**2006WSW** SERIES  
2,000 PSI  
FULL PORT  
SIZE: 1/4" - 2"



**1017S** SERIES  
1,000 PSI  
REDUCED PORT  
SIZE: 1/4" - 2"



**3000WSW** SERIES  
3,000 PSI  
FULL PORT (2" RP)  
SIZE: 1/4" - 2"



**6000WSW** SERIES  
6,000 PSI  
FULL PORT (2" RP)  
SIZE: 1/4" - 2"

**BALL VALVES**  
CARBON STEEL



**2006WC** SERIES  
2,000 PSI  
FULL PORT  
SIZE: 1/4" - 2"



**2017C** SERIES  
2,000 PSI  
REDUCED PORT  
SIZE: 1/4" - 2"



**2027WC** SERIES  
2,000 PSI  
FULL PORT  
SIZE: 1/4" - 1"



**3000WC** SERIES  
3,000 PSI  
FULL PORT (2" RP)  
SIZE: 1/4" - 2"



**6000WC** SERIES  
6,000 PSI  
FULL PORT (2" RP)  
SIZE: 1/4" - 2"



**TRC** SERIES  
2,500, 3,000 & 5,000 PSI  
REDUCED PORT  
SIZE: 2"



**TRC 5000** SERIES  
BOLTED BODY - 5,000 PSI  
REDUCED PORT  
SIZE: 2"

**BALL VALVES**  
BRASS



**3000B** SERIES  
600 PSI WOG  
FULL PORT  
150 WSP (STEAM)  
SIZE: 1/4" - 4"

**GATE VALVES**  
BRASS



**4000G** SERIES  
200 WOG 125 WSP  
FULL PORT  
SIZE: 1/2" - 4"

**BUTTERFLY**



**2014DWR** SERIES  
CF8M / 316 SS DISC  
NICKEL PLATED D.I. DISC  
SIZE: 2" - 12"



**2014DL** SERIES  
CF8M / 316 SS DISC  
NICKEL PLATED D.I. DISC  
SIZE: 4", 6" & 8"



**2014DW** SERIES  
CF8M / 316 SS DISC  
NICKEL PLATED D.I. DISC  
SIZE: 2" - 12"



**2014DWNBN** SERIES  
CLASS 125  
CF8M / NICKEL PLATED DISC  
SIZE: 4", 6" & 8"



**2014DWNB-L** SERIES  
WAFER / CLASS 125  
D.I. DISC  
CAST IRON BODY  
Size: 4" - 12"



**2014DLNB-L** SERIES  
LUG / CLASS 125  
D.I. DISC  
CAST IRON BODY  
SIZE: 1/4" - 2"



**TEBF** SERIES  
CLASS 150  
CF8M  
NICKEL PLATED DISC  
SIZE: 2", 3", 4" & 6"



**GRBF** SERIES  
CLASS 300  
D.I. DISC  
NICKEL PLATED  
SIZE: 4"

## CHECK VALVES



**DITVCV** SERIES  
300 - 2000 PSI WOG  
CF8M DISC VITON SEAT  
SIZE: 1" - 4"



**CSTVCV** SERIES  
300 - 5000 PSI WOG  
CF8M DISC VITON SEAT  
SIZE: 1" & 2"



**5000** SERIES  
300 PSI WOG  
BUNA SEAT  
SIZE: 1/2" - 4"



**876 SWING** SERIES  
1975 PSI / 800 CLASS  
CONVENTIONAL PORT  
SIZE: 3/8" - 2"



**871 LIFT** SERIES  
1975 PSI / 800 CLASS  
CONVENTIONAL PORT  
SIZE: 1/2" - 2"

## GLOBE VALVES

**FORGED STEEL**

**860 GLOBE** SERIES  
1975 PSI / 800 CLASS  
CONVENTIONAL PORT

SIZE: 1/2" - 2"



## GATE VALVES

**FORGED STEEL**

**851 GATE** SERIES  
1975 PSI / 800 CLASS  
CONVENTIONAL PORT

SIZE: 1/2" - 2 1/2"



## NEEDLE VALVES



**SPV / CPV** SERIES  
MxF & FxF  
6000 PSI @ 200° (SOFT SEAT)  
10000 PSI @ 200° (HARD SEAT)  
SIZE: 1/4", 1/2", 3/4" & 1"



**SPVB / CPVB** SERIES  
MxF & FxF  
6000 PSI @ 200° (SOFT SEAT)  
10000 PSI @ 200° (HARD SEAT)  
SIZE: 1/4", 1/2", 3/4" & 1"



**SNA / CNA** SERIES  
6000 PSI @ 200° (SOFT SEAT)  
10000 PSI @ 200° (HARD SEAT)  
SIZE: 1/4" & 1/2"



**SMPV / CMPV** SERIES  
6000 PSI @ 200° (SOFT SEAT)  
10000 PSI @ 200° (HARD SEAT)  
SIZE: 1/2", 3/4" & 1"



**MSH / MCH** SERIES  
MxF, FxF & MxM  
6000 PSI @ 200° (SOFT SEAT)  
SIZE: 1/4"




**MVDS / MVDC** SERIES  
MxF, FxF & MxM  
6000 PSI @ 200° (SOFT SEAT)  
SIZE: 1/4"



**SPV8ML8FT** SERIES  
MxF  
10000 PSI @ 200° (HARD SEAT)  
SIZE: 1/2"

## INSTRUMENT BALL VALVES

**TEB** SERIES  
6000 PSI  
316 STAINLESS STEEL  
SIZE: 1/4", 3/8" & 1/2"



## TUBE FITTINGS

**AVAILABLE TYPE:**

Male Connector / Bulkhead Male Connector / Male Elbow  
Male Run Tee / Male Branch Tee / Female Connector  
Bulkhead Female Connector / Female Elbow / Female Run Tee  
Female Branch Tee / Union / Reducing Union / Bulkhead Union  
Union Elbow / Union Tee / Male Adapter / Female Adapter  
Tube Plug / Tube Cap / Nut / Double Ferrule Set / Stud Adaptors

**MATERIAL:**

316 STAINLESS STEEL  
INTERCHANGEABLE

SIZE: 1/4", 3/8" & 1/2"



1.800.658.1528

UNIQUE VALVES & FITTINGS  
INSTRUMENTATION / INDUSTRIAL PRODUCTS

## STAINLESS STEEL TUBING



**10' STICKS**  
**WELDED**  
 304 STAINLESS STEEL  
**AVAILABLE SIZE:**  
 3/8" X 0.035" - PACK QTY: 800'  
 1/4" X 0.035" - PACK QTY: 1250'

**20' STICKS**  
**SEAMLESS & WELDED**  
 304 & 316 STAINLESS STEEL  
**AVAILABLE SIZE:**  
 1/2" X 0.035" - PACK QTY: 200'  
 3/8" X 0.035" - PACK QTY: 400'  
 1/4" X 0.035" - PACK QTY: 800'



**150' & 300' COILS**  
**SEAMLESS & WELDED**  
 304 & 316 STAINLESS STEEL  
**AVAILABLE SIZE:**  
 1/2" X 0.035"  
 3/8" X 0.035"  
 1/4" X 0.035"



**2,200 FT. SPOOLS**  
**WELDED**  
 304 STAINLESS STEEL  
**AVAILABLE SIZE:**  
 3/8" X 0.035"

PLEASE CALL FOR OEM, PRIVATE LOGO & NON-STOCK ITEMS

## PRESSURE GAUGES

NOTE: \* DRY-NON FILLABLE \*\* AVAILABLE IN DRY OR LIQUID FILLED \*\*\* GLYCERIN FILLED



**101D & 102D SERIES \***  
**CASE:** BLACK STEEL, BRASS INTERNALS  
**DIAL SIZE:** 1 1/2", 2", 2 1/2"  
**CONNECTION:** 1/8" & 1/4"  
**ACCURACY:** 3/2/3% OF SPAN  
**RANGE:** VAC 30 THROUGH 1000PSI  
 ASME B40.1B



**200/202 CRIMPED BEZEL SERIES \*\***  
**CASE:** 304SS / BRASS INTERNALS  
**DIAL SIZE:** 2 1/2" LM & CBM, 4" LM  
**CONNECTION:** 1/4" & 1/2" NPT  
**ACCURACY:** 4"-1% SPAN, 2 1/2"-1.6% SPAN  
**RANGE:** VAC 30 THROUGH 5000PSI  
 ASME B40.1A



**300/302 CRIMPED BEZEL SERIES \*\***  
**CASE:** 304SS / 316SS INTERNALS  
**DIAL SIZE:** 2 1/2" & 4" LM  
**CONNECTION:** 1/4" & 1/2" NPT  
**ACCURACY:** 4"-1% SPAN, 2 1/2"-1.6% SPAN  
**RANGE:** VAC 30 THROUGH 15000PSI  
 ASME B40.1A



**210 BAYONET BEZEL SERIES \*\***  
**CASE:** 304SS / BRASS INTERNALS  
**DIAL SIZE:** 2 1/2" LM & CBM, 4" LM  
**CONNECTION:** 1/4" & 1/2" NPT  
**ACCURACY:** 4"-1% SPAN, 2 1/2"-1.6% SPAN  
**RANGE:** VAC 30 THROUGH 5000PSI  
 ASME B40.1A



**310 BAYONET BEZEL SERIES \*\***  
**CASE:** 304SS / 316SS INTERNALS  
**DIAL SIZE:** 2 1/2" & 4" LM  
**CONNECTION:** 1/4" & 1/2" NPT  
**ACCURACY:** 4"-1% SPAN, 2 1/2"-1.6% SPAN  
**RANGE:** VAC 30 THROUGH 15000PSI  
 ASME B40.1A



**450 PROCESS GAUGE SERIES \*\***  
**CASE:** BLACK PHENOLIC / 316 SS INTERNALS  
**DIAL SIZE:** 4 1/2"  
**CONNECTION:** 1/2" NPT  
**ACCURACY:** 0.5% SPAN  
**RANGE:** VAC 30 THROUGH 10000PSI  
 ASME B40.2A



**601 CAST BRASS HD SERIES \*\*\***  
**CASE:** CAST BRASS, COPPER ALLOY  
 BOURDON TUBE  
**DIAL SIZE:** 2 1/2"  
**CONNECTION:** 1/4" NPT / LM  
**ACCURACY:** 1.6% SPAN  
**RANGE:** VAC 30 THROUGH 15000PSI



**PANEL MOUNT FLANGES**  
 304 STAINLESS STEEL  
 AVAILABLE IN W/ HOLES & W/O HOLES  
 SIZE: 2 1/2"



**CLAMPS**  
 U-CLAMPS & V-CLAMPS  
 ZINC PLATED  
 SIZE: 2 1/2"



**RUBBER BOOT**  
 GREEN & BLUE  
 LOWER & BACK MOUNT  
 SIZE: 2 1/2"



**MINI DIAPHRAGM SEAL**  
 316 STAINLESS STEEL  
 30-3000 PSI, WELDED  
 SIZE: 1/4" - 1/2" F X F

## BI-METAL THERMOMETERS

**CASE:**  
 304SS/316SS INTERNALS  
**DIAL SIZE:**  
 3" CBM & 5" ADJ. ANGLE  
**CONNECTION:**  
 1/2" NPT  
**RANGE:**  
 -50°F THROUGH 550°F  
**STEM SIZE:**  
 2 1/2", 4", 6" & 9"



## THERMOWELLS

**MATERIAL:**  
 304SS & 316SS  
**CONNECTION:**  
 1/2"X1/2", 3/4"X1/2", 1"X1/2"  
**LENGTH SIZE:**  
 2 1/2", 4", 6" & 9"



## GROOVED COUPLINGS

**STANDARD:**  
ASTM A-536  
**HOUSING MATERIAL:**  
DUCTILE IRON  
GR. 65-45-12  
**NUTS & BOLTS MATERIAL:**  
CONFORM TO ASTM A- 183  
& PLATED TO ASTM B - 633

SIZE: 2" - 12"

STD. RIGID COUPLING



STD. FLEXIBLE COUPLING



HD REDUCING COUPLING



REDUCING COUPLING



HP COUPLING



SPLIT FLANGE ADAPTOR



## GROOVED FITTINGS

**STANDARD:**  
ASTM A-536  
**MATERIAL:**  
DUCTILE IRON  
GR. 65-45-12

SIZE: 2" - 8"

90 ELBOW



45 ELBOW



22.5 ELBOW



STANDARD TEE



REDUCING TEE



END CAP



ECCENTRIC REDUCER



CONCENTRIC REDUCER



## GROOVED BUTTERFLY

**GRBF** SERIES  
CLASS 300  
DUCTILE IRON DISC  
NICKEL PLATED

SIZE: 4"



## GROOVED BALL VALVE

**GRD** SERIES  
750 PSI WP  
316 SS BALL and STEM

SIZE: 2" & 3"




## THREADED ROD

**AVAILABLE TYPE:**  
STAINLESS STEEL & ZINC PLATED  
**MATERIAL & STANDARD:**  
STAINLESS STEEL (TYPE 304) - ASTM A193  
ZINC PLATED - ASTM B633

SIZE: 1/4" - 1 1/2"  
LENGTH: 2 IN. - 12 FT.

NOTES:

1. ROD ENDS TO BE DEBURRED
2. UNC-2A THREAD
3. MATERIAL REQUIREMENTS:  
LOW CARBON STEEL MATERIAL PER ES-136:  
-TENSILE STRENGTH-58,000 PSI MIN.  
-YIELD STRENGTH-36,000 PSI MIN.
4. ENSURE PRODUCT MEETS LOAD REQUIREMENTS PER ES1182.



## CLEVIS HANGERS

**AVAILABLE TYPE:**  
STAINLESS STEEL 304 & 316

SIZE: 1/2" - 24"



## CLEVIS ROLLER

**AVAILABLE TYPE:**  
HOT DIP & PLAIN

SIZE: 2" - 20"



## TWO ROD ROLLER

**AVAILABLE TYPE:**  
HOT DIP & PLAIN

SIZE: 1 1/4" - 24"

## STRUT CHANNEL

**AVAILABLE TYPE:**  
1 5/8" - 12 & 14 GAUGE  
13/16" - 12 & 14 GAUGE  
**FINISH:**  
PRE-GALVANIZED, GREEN POWDER COATED  
& STAINLESS STEEL UPON REQUEST

LENGTH: 10' & 20'



## BEAM CLAMP LARGE MOUTH

**AVAILABLE TYPE:**  
EG, PLAIN & HD

ROD SIZE: 3/8" - 7/8"



## BEAM CLAMP SMALL MOUTH

**AVAILABLE TYPE:**  
EG, PLAIN & HD

ROD SIZE: 3/8" - 7/8"



## CHANNEL NUTS

**AVAILABLE TYPE:**  
EG

SIZE: 1/4" - 7/8"



## PIPE CLAMP

**AVAILABLE TYPE:**  
EG & PLAIN

SIZE: 1/2" - 20"



## RISER CLAMP

**AVAILABLE TYPE:**  
EG, PLAIN & COPPER

SIZE: 1/2" - 24"



## U-BOLT W/ NUT

**AVAILABLE TYPE:**  
EG & PLAIN

SIZE: 2" - 12"




## 90 ANGLE 4 HOLES

**AVAILABLE TYPE:**  
EG



## 90 ANGLE 2 HOLES

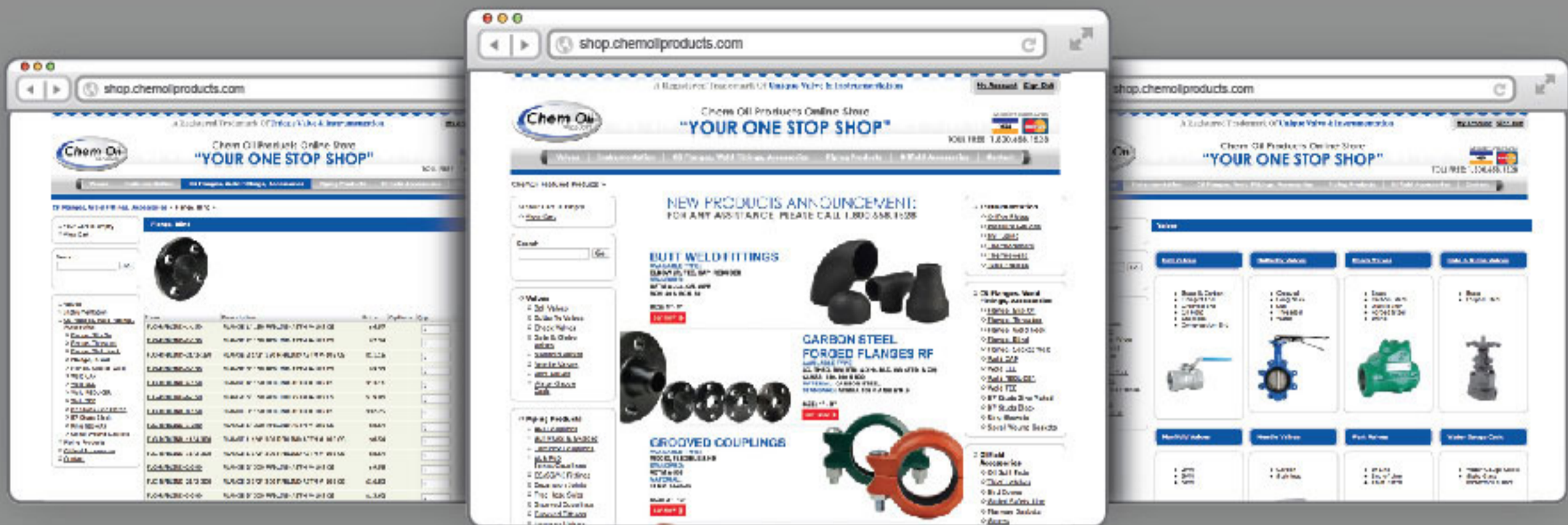
**AVAILABLE TYPE:**  
EG



## STRUT WASHER

**AVAILABLE TYPE:**  
EG





PLEASE VISIT OUR ONLINE STORE @  
**SHOP.CHEMOILPRODUCTS.COM**

# YOUR ONE STOP SHOP

## OUR MISSION

Our mission is to supply the highest quality engineered products to the Energy and Industrial marketplace. With global sourcing relationships, UVI Chem Oil Products provides high quality industrial components at attractive prices to the supply chain.



## ADVANTAGES

- UL Certified QA/QC Dept.
- Competitive Pricing
- 275,000 SQ. FT. Warehouse
- Minimized Lead Times with Just In Time Delivery Available
- Custom Products Development
- Global Sourcing and Inspection by Trained Engineers During the Manufacturing Process
- Application and Technical Assistance
- Product Liability Insurance
- Faster Reaction Time & Local Communication
- Special Quantity Pricing and Freight Terms



### HOME OFFICE

12510 Cardinal Meadow  
 Sugar Land, TX 77478

Phone:  
 832.500.0040  
 Fax:  
 281.494.8012  
 Toll Free:  
 1.800.658.1528

[www.chemoilproducts.com](http://www.chemoilproducts.com)

### OKC, OKLAHOMA

9700 NW 6th  
 Oklahoma City, OK 73127

Phone:  
 405.470.1890  
 Fax:  
 405.470.1982

COP is a registered trademark of

**UVI** Unique Valves &  
 Instrumentation  
 1000-03/2014